

**INTRODUCTION**

Congratulations on the purchase of your Kingston® USB CompactFlash™ Card Reader. The card reader supports CompactFlash™ storage media. This document includes the necessary instructions for connecting the card reader to PC or Mac® OS based computers. You may also want to consult the owner's manual supplied with your computer to determine if there are any additional instructions related to the installation of USB devices.

For PC based configurations, only **Windows 98, Windows Millennium, Windows 2000, and Windows XP** operating systems are supported. The drivers are built in to the operating systems under Windows XP, Windows 2000, and Windows Millennium. The Kingston Media Reader Drivers CD-ROM contains the necessary drivers for Windows 98 installations.

For Apple configurations, your operating system must be **Mac OS 8.5.1-8.6, OS 9.0-9.2.2, or OS X (10.1 or above)**. Drivers are built in to the Mac OS under Mac OS 9 (9.0 - 9.2.2) and in Mac OS X (10.1 or above). The Kingston Media Reader Drivers CD-ROM contains the drivers for Mac OS 8.5.1 to 8.6 (refer to the CD-ROM for instructions).

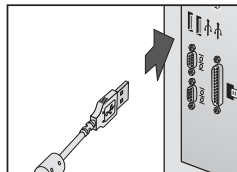
*Veillez trouver le manuel en langue française sur le CD-ROM.*

*Bitte finden Sie die deutsche Bedienungsanleitung auf der CD-ROM.*

**IMPORTANT: Be sure to view the installation instructions for your specific operating system before connecting hardware or installing software.**

**WINDOWS XP, WINDOWS 2000, AND WINDOWS MILLENNIUM**

The drivers used by the Kingston Media Readers are built in to the operating systems in Windows XP, Windows 2000, and Windows Millennium. It is not necessary to use the Kingston Media Readers CD-ROM. To install your Media Reader properly, simply follow the steps below.

**1**


Plug the USB connector into your computer's USB Port.

**2**


Insert a CompactFlash™ card into the reader with the label facing up.

**3**

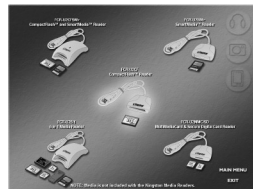

A new drive letter will be created for the card that can be accessed via the My Computer utility. Transferring files to and from the card is a simple drag-and-drop operation.

**WINDOWS 98**


The Kingston Media Reader Drivers CD-ROM contains the drivers for use with Windows 98. The CD-ROM also contains a tutorial and installation guides. Before connecting the Kingston Media Reader, follow the instructions below:

**1**


Insert the Kingston Media Reader Drivers CD into your CD-ROM drive. The CD will autostart upon insertion. Select 'USB Media Reader' from the main screen.

**2**


Select 'FCR-U2CF CompactFlash™ Reader'.

**3**


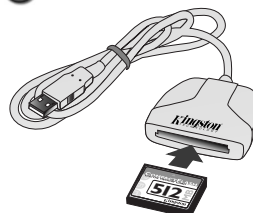
Highlight and click on "Install Driver".

**4**

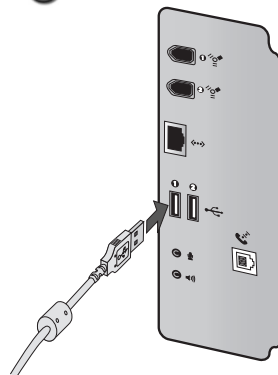

The InstallShield Wizard will appear. Follow the on-screen prompts to install the software. After installation, follow steps 1-3 under the "Windows XP, Windows 2000..." instructions.

**MAC OS 9 (9.0 - 9.2.2), OS X (10.1 OR ABOVE)**

The drivers used by the Kingston Media Readers are built in to the operating system in Mac OS 9 (9.0 - 9.2.2) and OS X (10.1 or above). It is not necessary to use the Kingston Media Readers CD-ROM. To install your Media Reader properly, simply follow the steps below.

**1**


Insert a CompactFlash™ card into the reader with the label facing up.

**2**


Plug the USB connector into your computer's USB Port.

**3**


Installation is complete. The media will be automatically recognized by your computer and accessible from the desktop.

**MAC OS 8.5.1 to 8.6**  
Please refer to the Install Guides on the CD-ROM to install the necessary drivers.